



# Hoyl Responsible Model 7

As of 30/09/2024

## INVESTMENT OBJECTIVES AND POLICY

The investment objective of the Model is to generate income and capital growth over the medium to long term. The underlying funds focus on companies delivering a positive net benefit to society and the environment, exclude companies with negative social or environmental impacts and seek to improve corporate behaviour.

The Model will seek to achieve its objectives by investing in collective investment funds which will provide exposure to a diversified portfolio. The Model will have between 40% and 85% exposure to higher risk assets such as equities (and to an even lesser extent, alternatives such as property, infrastructure and commodities) and will have less emphasis on exposure to lower risk assets such as fixed interest investments (such as bonds, which may be government or corporate and vary in terms of investment grade credit ratings, including sub-investment grade to a limited extent).

**The value of investments, and the income from them, can go down as well as up, and you may not recover the amount of your original investment**

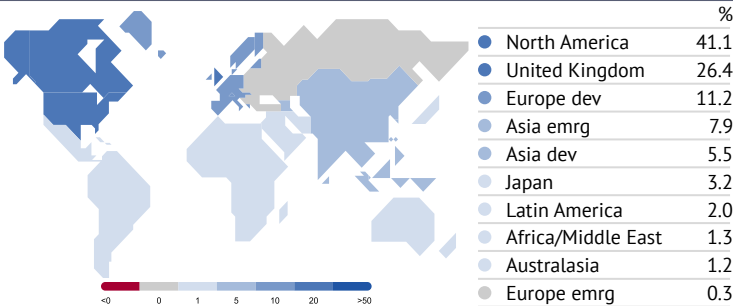
## INVESTMENT GROWTH - SINCE INCEPTION

[Performance available after 12 months of history]

## TRAILING RETURNS

[Performance available after 12 months of history]

## EQUITY REGIONAL EXPOSURE



## LEADING CONTRIBUTORS (YTD)

[Performance available after 12 months of history]

## DISCLAIMER

This document is only for professional financial advisers, their clients and their prospective clients. The information given here is for information purposes only and is not intended to constitute financial, legal, tax, investment or other professional advice. It should not be relied upon as such and PortfolioMetric cannot accept any liability for loss for doing so. The value of investments, and the income from them, can go down as well as up, and you may not recover the amount of your original investment. **Past performance is not a reliable indicator of future performance. Fund holdings and asset allocation can change at any time without notice.** For further information on the risks and risk profiles of our funds, please refer to the relevant Key Investor Information Document and Prospectus. PortfolioMetric Asset Management Ltd is authorised and regulated by the Financial Conduct Authority.



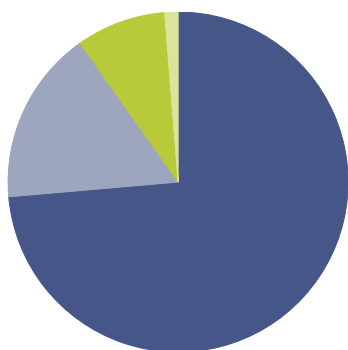
# Hoyal Responsible Model 7

As of 30/09/2024

## DRAWDOWN

[Performance available after 12 months of history]

## ASSET ALLOCATION

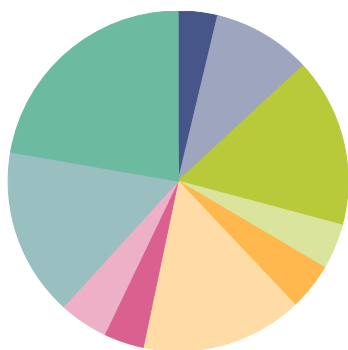


• Stock	73.6
• Bond	16.6
• Cash	8.5
• Other	1.3
<b>Total</b>	<b>100.0</b>

## HOLDINGS (%)

Fund Name	Weighting (%)
Vanguard ESG DevWldAllCpEqIdxUKInsPL£Acc	13.8
Dimensional Global Sust Cor Eq GBP Dist	9.2
Liontrust Sust Fut UK Gr 2 Net Acc	7.5
Ninety One UK Sustainable Equity K £ Acc	7.5
Royal London Sustainable Leaders D Inc	7.5
Vanguard ESG Em Mkts ALLCpEqIdxInsPL£Acc	6.1
Janus Henderson Global Sust Eq I Acc	4.0
TM Natixis Mirova Gbl Sust EqS1/AGBPAcc	4.0
Wellington Gbl Impact Bond GBP S Q1 DiH	3.6
CT Responsible Global Equity 2 Inc	3.2
Robeco SDG High Yield Bonds IEH £ Dist	2.9
CT Sustainable Global Eq Inc C GBP Acc	2.8
FP Foresight Global RI Infrs A GBP Acc	2.5
FP WHEB Sustainability Impact C	2.4
% Regnan Global Equity Imp Solu F GBP Acc	2.4
Baillie Gifford Positive Change B Acc	2.2
Montanaro Better World GBP Dis	2.2
American Cntry EM Sust Impct Eq F GBP	2.0
Candriam Sst Eq Em Mkts V £ UnH Acc	2.0
CT (Lux) Rspnb Gbl Em Mkts Eq R Acc GBP	2.0
Dimensional Global Sstby Fxd Inc GBP Acc	2.0
PIMCO GIS Climate Bond Instl GBP H Acc	2.0
Dimensional Gbl Sstby ShrtFxd IncGBPDist	1.8
RLBFIIRoyalLondonSstShrtDurCorpBdFdZ£Acc	1.8
PIMCO GIS Em Mkts Bd ESG Ins GBP H Inc	1.4
FP Foresight Sust RI Estt Scs A GBP Acc	1.2
L&G Future World ESG UK Index I £ Acc	0.0

## EQUITY SECTORS



• Basic Materials	3.7
• Consumer Cyclical	9.4
• Financial Services	16.0
• Real Estate	4.3
• Consumer Defensive	4.5
• Healthcare	15.4
• Utilities	3.8
• Communication Services	4.6
• Industrials	16.0
• Technology	22.0
• Other	0.3
<b>Total</b>	<b>100.0</b>

## LEAD INVESTMENT TEAM



### Alex Funk, CFA®

Alex is a CFA® charterholder with over 12 years' of financial services experience. Alex is the Chief Investment Officer at PortfolioMetrix.



### Phil Wellington, CFA®

Phil is a CFA® charterholder and has over 15 years' worth of financial services experience. Phil is an Investment Analyst at PortfolioMetrix.



### Oliver Jones, CFA®

Oliver is a CFA® charterholder and has over 7 years' worth of financial services experience. Oliver is an Investment Analyst at PortfolioMetrix.

## DISCLAIMER

This document is only for professional financial advisers, their clients and their prospective clients. The information given here is for information purposes only and is not intended to constitute financial, legal, tax, investment or other professional advice. It should not be relied upon as such and PortfolioMetrix cannot accept any liability for loss for doing so. The value of investments, and the income from them, can go down as well as up, and you may not recover the amount of your original investment. **Past performance is not a reliable indicator of future performance. Fund holdings and asset allocation can change at any time without notice.** For further information on the risks and risk profiles of our funds, please refer to the relevant Key Investor Information Document and Prospectus. PortfolioMetrix Asset Management Ltd is authorised and regulated by the Financial Conduct Authority.